



# RAZER HAMMERHEAD DUO

MASTER GUIDE

The **Razer Hammerhead Duo** takes its name from its custom-tuned dual drivers for a full range of sound with amazing clarity and rich tones. It features a durable aluminum frame, braided cables for easy cable management, and inline control for convenient volume adjustments. Four silicon tip options cater to all ear sizes, while a 3.5 mm jack allows compatibility for any mobile device or PC. An accompanying carrying case lets you store your in-ears for easy portability.

# CONTENTS

1. PACKAGE CONTENTS / SYSTEM REQUIREMENTS.....	3
2. REGISTRATION / TECHNICAL SUPPORT.....	4
3. TECHNICAL SPECIFICATIONS.....	5
4. DEVICE LAYOUT.....	6
5. USING YOUR RAZER HAMMERHEAD DUO.....	7
6. SAFETY AND MAINTENANCE .....	9
7. LEGALESE.....	10

---

# 1. PACKAGE CONTENTS / SYSTEM REQUIREMENTS

## PACKAGE CONTENTS

- Razer Hammerhead Duo
- Additional silicone tips in 3 varying sizes (XS, S, L)
- Important Product Information Guide

## HARDWARE REQUIREMENTS

### AUDIO USAGE

- Devices with 3.5mm audio jack

### AUDIO + MICROPHONE USAGE

- Devices with 3.5mm audio + mic combined jack

### AUDIO/MIC SPLITTER ADAPTER USAGE

- Devices with separate 3.5mm audio and microphone jacks

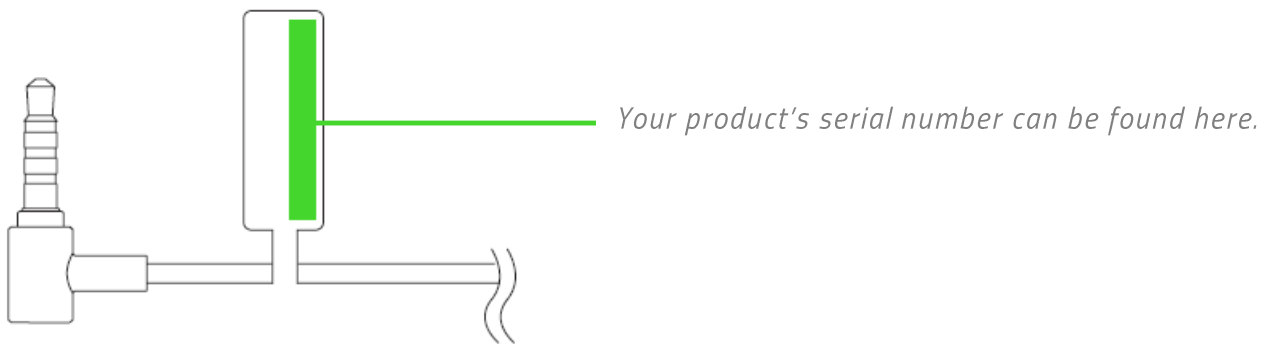
---

## 2. REGISTRATION / TECHNICAL SUPPORT

### REGISTRATION

Register your product online at [razerid.razer.com/warranty](https://razerid.razer.com/warranty) to get real-time information on your product's warranty status.

If you haven't registered for a Razer ID yet, register now at [razerid.razer.com](https://razerid.razer.com) to get a wide range of Razer benefits.



### TECHNICAL SUPPORT

What you'll get:

- 1 year limited manufacturer's warranty.
- Free online technical support at [support.razer.com](https://support.razer.com).

---

## 3. TECHNICAL SPECIFICATIONS

### HEADPHONES

- Frequency response: 20-20 kHz
- Impedance: 32  $\Omega$  +- 15%
- Input Power: 10 mW / 20 mW
- Drivers: Dynamic + Balanced Armature
- Connector: 3.5 mm angled jack
- Cable length: 1.2 m
- Approx. Weight: 17 gm

### MICROPHONE

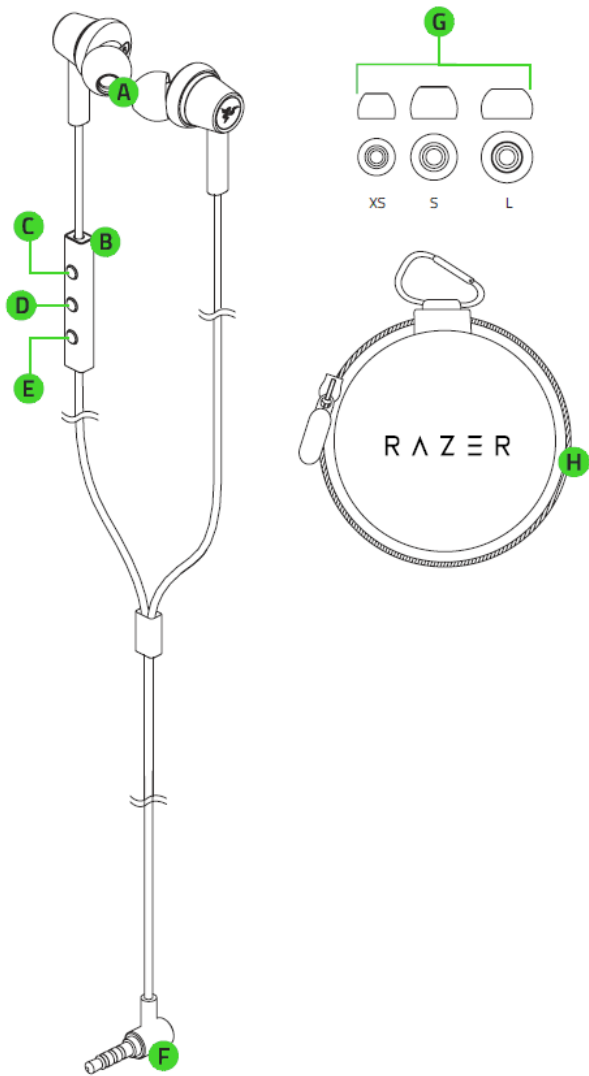
- Frequency response: 100-10 kHz
- Pick Up Pattern: Omni-directional
- Signal to noise ratio: 58 dB
- Sensitivity: -40+-3 dB

### IN-LINE CONTROL

- Volume controls: Volume up/Down
- Center control: Play/ Pause Accept/ End Call

---

## 4. DEVICE LAYOUT



- A. Dual driver headphones with removable (M) silicone tips
- B. In-line controller
- C. Volume up button
- D. Center button
- E. Volume down button
- F. Silicone tips in 3 varying sizes
- G. 3.5 mm audio/mic combined jack
- H. Plush carrying case

---

## 5. USING YOUR RAZER HAMMERHEAD DUO

### ACHIEVING A PROPER SEAL

To enjoy the full-bodied bass of the Razer Hammerhead Duo as it is intended, please ensure that the ear-tips are properly fitted into your ears and that a proper seal is achieved to block out ambient noise.

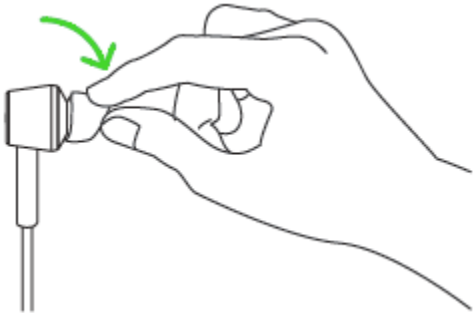
### EAR-TIP SIZES

Due to the different ear canal sizes of individuals, the default ear-tips may not achieve a proper seal. If that is the case, interchanging the ear-tips to a larger/smaller size can improve comfort and sound quality.

### REMOVING THE EAR-TIPS

*CAUTION: Do not yank out the earpiece from your ears as the sudden release of air pressure might cause potential discomfort.*

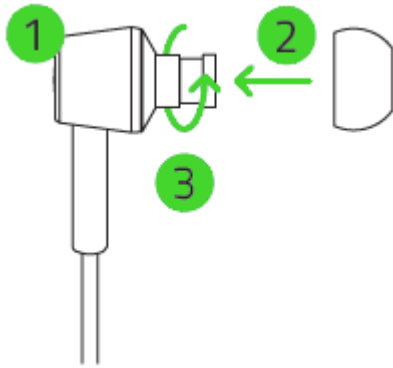
1. Firmly hold the earpiece.
2. Grip the opening of the ear-tip firmly with the other hand.
3. Pull the ear-tip downwards gently until it is released from the tip of the earpiece.



### REPLACING THE EAR-TIPS

1. Firmly hold the earpiece.
2. Push the mouth of the ear-tip onto the tip of the earpiece.
3. As you apply pressure, use a gentle twisting motion until the ear-tip is secured and in place.








## USING THE IN-LINE CONTROLLER

The following in-line remote functions are available when connected to your mobile device.

*Note: Some feature listed here may not be applicable to certain devices.*

	VOLUME UP BUTTON	
	Single press	Increase audio volume
	VOLUME DOWN BUTTON	
	Single press	Decrease audio volume
	CENTER BUTTON	
	Single press	Play/Pause the current track
		Accept incoming call or end current call
	Double press	Next track
	Previous track	Triple press
Press and hold	Decline an incoming call	
	Launch voice command	

---

## 6. SAFETY AND MAINTENANCE

### SAFETY GUIDELINES

In order to achieve maximum safety while using your Razer Hammerhead Duo, we suggest that you adopt the following guidelines:

Should you have trouble operating the device properly and troubleshooting does not work, unplug the device and contact the Razer hotline or go to [support.razer.com](https://support.razer.com) for support.

Do not take apart the device (doing so will void your warranty) and do not attempt to operate it under abnormal current loads.

Keep the device away from liquid, humidity or moisture. Operate the device only within the specific temperature range of 0°C (32°F) to 40°C (104°F). Should the temperature exceed this range, unplug and/or switch off the device in order to let the temperature stabilize to an optimal level.

The device isolates external ambient sounds even at low volumes, resulting in lowered awareness of your external surroundings. Please remove the device when engaging in any activities that requires active awareness of your surroundings.

Listening to excessively loud volumes over extended periods of time can damage your hearing. Furthermore, legislation of certain countries permits a maximum sound level of 86db to affect your hearing for 8 hours a day. We therefore recommend that you reduce the volume to a comfortable level when listening for prolonged periods of time. Please, take good care of your hearing.

### MAINTENANCE AND USE

The Razer Hammerhead Duo requires minimum maintenance to keep it in optimum condition. Once a month we recommend you unplug the device from the computer and clean it using a soft cloth or cotton swab with a bit of warm water to prevent dirt buildup. Do not use soap or harsh cleaning agents.

---

## 7. LEGALESE

### **COPYRIGHT AND INTELLECTUAL PROPERTY INFORMATION**

©2018 Razer Inc. All rights reserved. Razer, the triple-headed snake logo, Razer logo, “For Gamers. By Gamers.”, and “Powered by Razer Chroma” logo are trademarks or registered trademarks of Razer Inc. and/or affiliated companies in the United States or other countries. All other trademarks and trade names are the property of their respective owners and other company and product names mentioned herein may be trademarks of their respective companies.

Razer Inc. (“Razer”) may have copyright, trademarks, trade secrets, patents, patent applications, or other intellectual property rights (whether registered or unregistered) concerning the product in this guide. Furnishing of this guide does not give you a license to any such copyright, trademark, patent or other intellectual property right. The Razer Hammerhead Duo (the “Product”) may differ from pictures whether on packaging or otherwise. Razer assumes no responsibility for such differences or for any errors that may appear. Information contained herein is subject to change without notice.

### **LIMITED PRODUCT WARRANTY**

For the latest and current terms of the Limited Product Warranty, please visit: [razer.com/warranty](https://www.razer.com/warranty).

### **LIMITATION OF LIABILITY**

Razer shall in no event be liable for any lost profits, loss of information or data, special, incidental, indirect, punitive or consequential or incidental damages, arising in any way out of distribution of, sale of, resale of, use of, or inability to use the Product. In no event shall Razer’s liability exceed the retail purchase price of the Product.

### **COSTS OF PROCUREMENT**

For the avoidance of doubt, in no event will Razer be liable for any costs of procurement unless it has been advised of the possibility of such damages, and in no case shall Razer be liable for any costs of procurement liability exceeding the retail purchase price of the Product.

## **GENERAL**

These terms shall be governed by and construed under the laws of the jurisdiction in which the Product was purchased. If any term herein is held to be invalid or unenforceable, then such term (in so far as it is invalid or unenforceable) shall be given no effect and deemed to be excluded without invalidating any of the remaining terms. Razer reserves the right to amend any term at any time without notice.